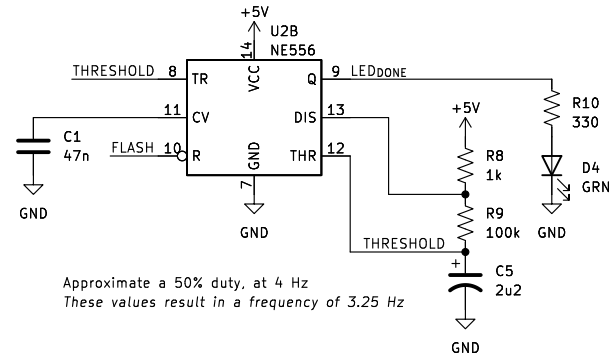
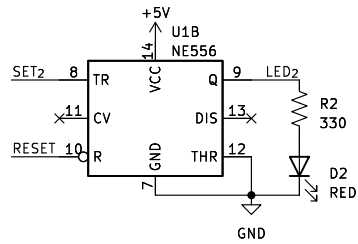
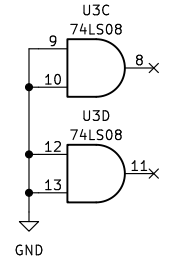
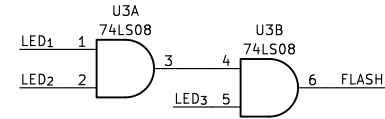
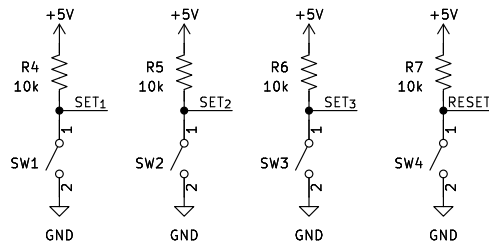
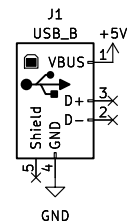
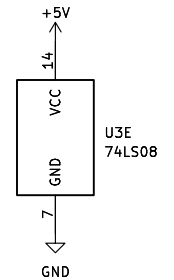
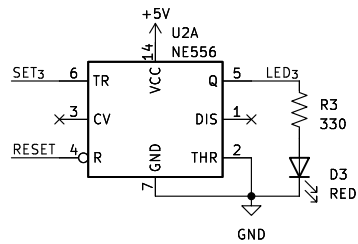


Decoupling capacitors, place between VCC and GND of each IC



Approximate a 50% duty, at 4 Hz
These values result in a frequency of 3.25 Hz



Press the goal buttons to mark them as complete with an LED
Once all are marked complete, fourth LED blinks until system reset

Designed around ICs readily available in BOO 27's workshop
BOOS

Sheet: /
File: edit_machine.kicad_sch

Title: Edit Machine

Size: USLetter | Date: 2023-05-26
KiCad E.D.A. kicad 7.0.6-7.0.6-ubuntu22.04.1

Rev: 1
Id: 1/1